



WITTENSTEIN

alpha

WITTENSTEIN alpha Company & Portfolio
























Company information,
products and services of
WITTENSTEIN alpha



YOUR WORLD IS OUR DRIVE.

FOR MORE THAN 35 YEARS.



															
SP	LP	Linear systems	TPM+	High Performance Linear System	alpha Value Line	DP+ for Delta robots	INIRA®	alpha Linear Systems	alpha Basic Line	cynapse®	cymex® select				
1983	1994	1996	1999	2002	2004	2006	2007	2011	2013	2015	2016	2017	2018	2019	2022
															
TP	cymex® sizing software	XP+ / TP+ / SP+ / LP+	TPK+ / SPK+ / HG+ / SK+ / TK+	HDV Hygienic Design	cymex® 5	SIZING ASSISTANT	V-Drive Family	premo®	CAD POINT	WITTENSTEIN Service Portal					

WITTENSTEIN alpha...

... globally active

With our subsidiaries, agents and manufacturing facilities, we do business across the globe and are the primary point of contact for our customers directly in the field.



You can find your contact person at:
alpha.wittenstein.de/en-en/locations

... Know-how in every sector

Our solutions range from high-precision axes in manufacturing systems to packaging machines that must operate with maximum productivity in the smallest installation space.

You can find a selection of industries here:

Machine tools	Packaging	Automation, Robotik, Handling
Woodworking	Textile	Linear technology
Measurement and Testing technology	Printing	Engineering

WITTENSTEIN alpha...

... in action

Even though we are extremely passionate about technology and innovation, the success of our customers is our top priority. We have designed our products and services to help you achieve a competitive advantage – through consistently high quality, permanent availability and the best service worldwide.



Drives, controls and positioning devices from WITTENSTEIN alpha are an expression of our pioneering spirit, leadership in technology and application expertise.

Our aim is to provide innovative and future-proof solutions for our customers. Our products are the foundation. Visions are turned into concrete ideas, creating products that give rise to mechatronic drive solutions.



You can find a selection of our customer applications on our website:

alpha.wittenstein.de/en-en/expertise/applications/



WITTENSTEIN alpha in all axes

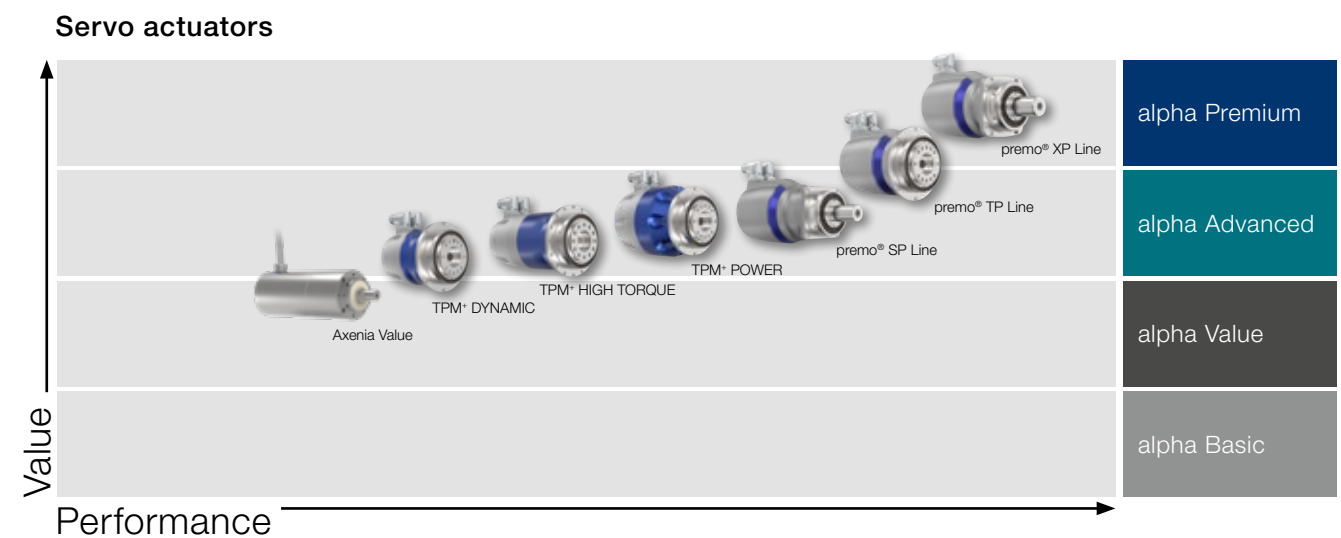

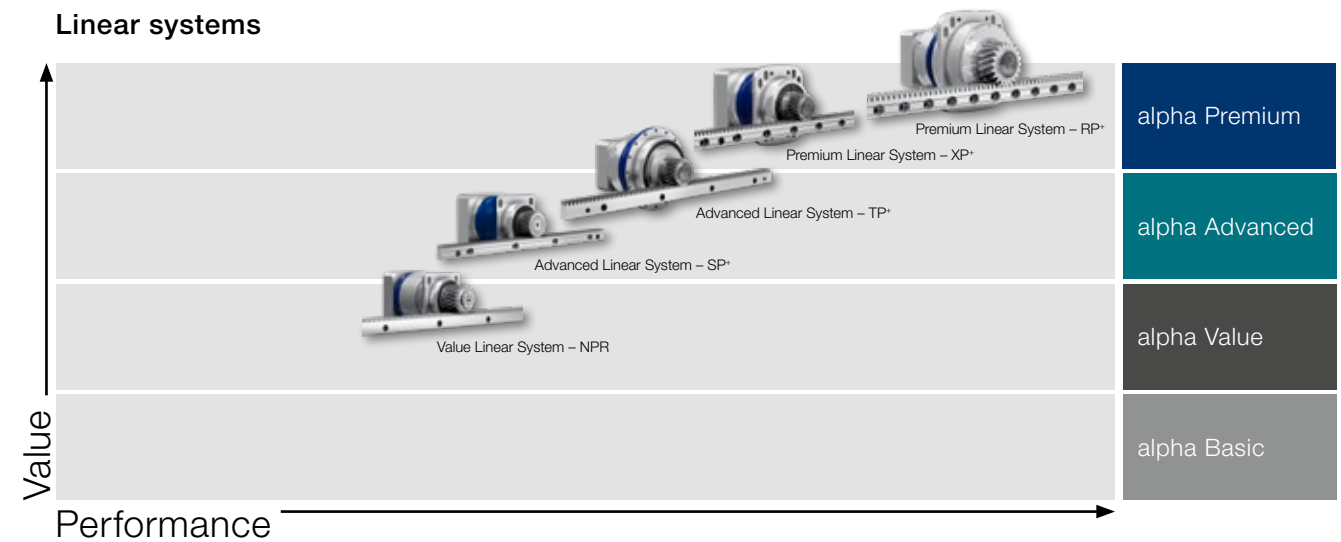
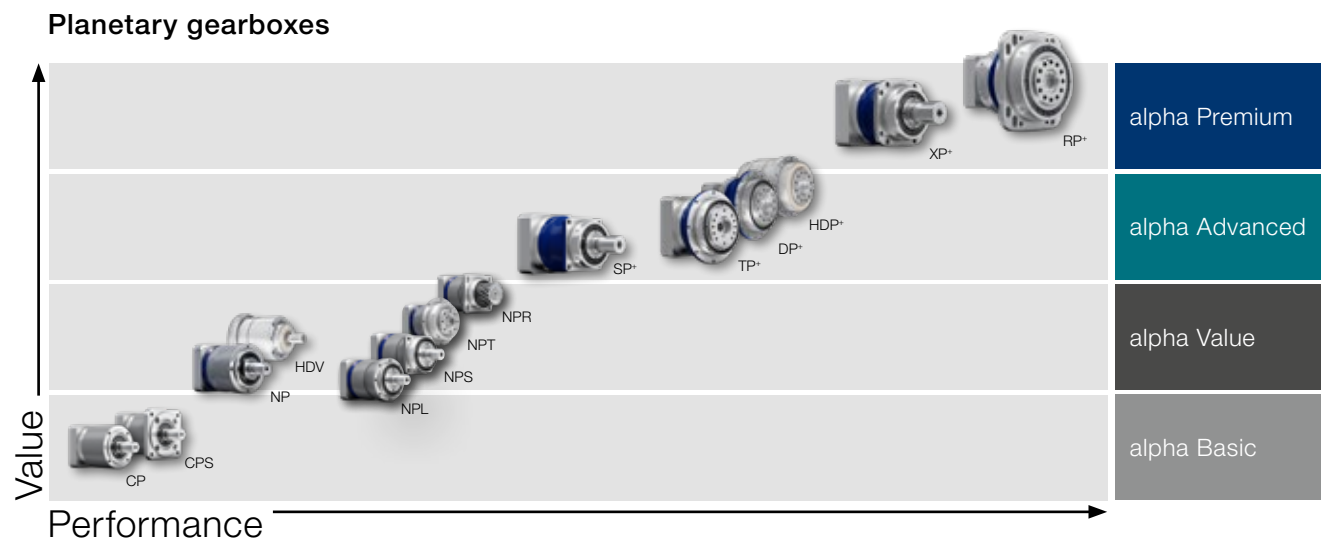
Complete drive solutions under one roof

We offer the best solutions for almost every application. In addition to gearboxes, our product portfolio includes a wide range of drive solutions with linear systems and servo actuators. Adapted accessories such as couplings and shrink disks round off the product portfolio.

The diagrams below provide a quick overview of our product portfolio for a wide variety of requirements and applications:

WITTENSTEIN alpha product segments:

Our products are divided into the Basic, Value, Advanced and Premium Segments in terms of „Performance“ and „Value“. We want to make it even easier for our customers to find the right solution from our large portfolio for each specific application.



WITTENSTEIN alpha Sizing Tools – Several ways to reach your objectives

Our software portfolio helps you choose the right drive

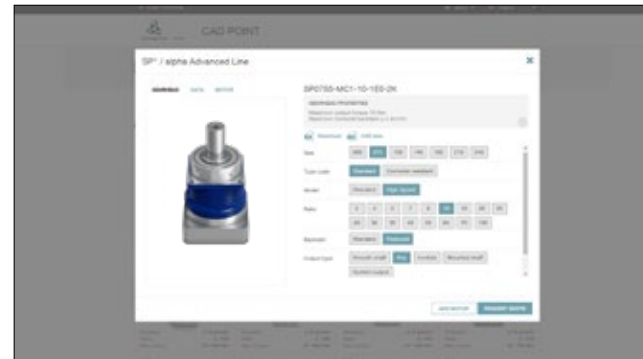
You can conveniently download dimension sheets and CAD data, select the best gearbox quickly and easily design complex kinematic sequences in detail – our software solutions offer various methods of selecting the best, most reliable drive on all axes.



CAD POINT – Your Smart Catalog

- Performance data, dimension sheets and CAD data for all types of gearboxes
- Available online without logging in
- Comprehensive documentation of the selection

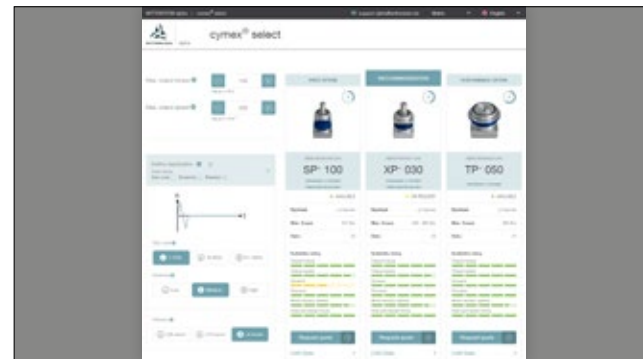
www.wittenstein-cad-point.com



cymex® select – Best solution within seconds

- Efficient and customizable product selection in seconds
- Top three product recommendations for your requirements
- Available online without login
- Possibility of requesting quotation quickly and directly

cymex-select.wittenstein-group.com



cymex®5 – Calculate on the Best

- Detailed calculation of complete drive trains
- Precise simulation of motion and load variables
- Downloadable software for complex designs

www.wittenstein-cymex.com



Low-backlash planetary gearboxes

Our low-backlash planetary gearboxes are designed to meet the most diverse requirements and are the perfect choice whatever the application.

For example, the gearboxes of the alpha Premium and alpha Advanced Line stand for very high torsional rigidity and positioning accuracy. Our alpha Value and alpha Basic Line gearboxes, on the other hand, score with outstanding economic efficiency and flexibility.

NP / NPL / NPS / NPT / NPR alpha Value Line

- Ratio 3-100
- Max. backlash ≤ 8 arcmin
- Max. torque 18-800 Nm
- Further characteristics:
Flange with slotted holes, Food-grade lubrication
- Output shape:
Smooth shaft, Shaft with key, Splined shaft (DIN 5480), Flange
- System solutions:
Linear system (rack / pinion)

CP / CPS alpha Basic Line

- Ratio 3-100
- Max. backlash ≤ 12 arcmin
- Max. torque 17-800 Nm
- Further characteristics:
Food-grade lubrication
- Output shape:
Smooth shaft, Shaft with key

SP+ / SP+ HIGH SPEED alpha Advanced Line

- Ratio 3-100
- Max. backlash $\leq 1-4$ arcmin
- Max. torque 48-5700 Nm
- Further characteristics:
Flange with slotted holes, ATEX, Food-grade lubrication, Corrosion resistant, Optimized mass inertia
- Output shape:
Smooth shaft, Shaft with key, Splined shaft (DIN 5480), Blind hollow shaft
- System solutions:
Linear system (rack / pinion), Servo actuator



TP+ / TP+ HIGH TORQUE alpha Advanced Line

- Ratio 4-302.5
- Max. backlash $\leq 1-3$ arcmin
- Max. torque 43-40000 Nm
- Further characteristics:
Food-grade lubrication, Corrosion resistant, Optimized mass inertia
- Output shape:
Flange, System output
- System solutions:
Linear system (rack / pinion), Servo actuator

XP+ alpha Premium Line

- Ratio 3-100
- Max. backlash $\leq 1-3$ arcmin
- Max. torque 56-3840 Nm
- Further characteristics:
Flange with slotted holes, Food-grade lubrication, Optimized mass inertia
- Output shape:
Smooth shaft, Shaft with key, Splined shaft (DIN 5480), Blind hollow shaft, System output
- System solutions:
Linear system (rack / pinion), Servo actuator

RP+ alpha Premium Line

- Ratio 4-220
- Max. backlash $\leq 1-3$ arcmin
- Max. torque 352-10450 Nm
- Further characteristics:
Flange with slotted holes, Food-grade lubrication, Optimized mass inertia
- Output shape:
Flange, System output
- System solutions:
Linear system (rack / pinion), Servo actuator



Planetary gearboxes from WITTENSTEIN alpha impress with:

- Premium quality and optimal reliability
- Smooth running
- High precision and synchronization accuracy
- Simple motor mounting
- Modular mounting position
- Applications in cyclic or continuous operation
- Maximum power density
- Long lifetime
- Lifelong lubrication
- Flexible output interfaces

Low-backlash hypoid gearboxes

Our hypoid gearboxes are particularly characterized by higher torque density and smoother running. The low-backlash hypoid gearboxes of the alpha Premium and alpha Advanced Line are available in several different output configurations and performance categories – the perfect match for your application whenever space is restricted.



HG+ alpha Advanced Line

- Ratio 3-100
- Max. backlash ≤ 4 arcmin
- Max. torque 20-768 Nm
- Further characteristics: ATEX, Food-grade lubrication, Corrosion resistant
- Output shape: Hollow shaft interface, Output on both sides



SK+ / SPK+ alpha Advanced Line

- Ratio 3-10000
- Max. backlash $\leq 2-4$ arcmin
- Max. torque 20-5700 Nm
- Further characteristics: ATEX, Food-grade lubrication, Corrosion resistant
- Output shape: Smooth shaft, Shaft with key, Splined shaft (DIN 5480), Blind hollow shaft, Output on both sides
- System solutions: Linear system (rack / pinion)



TK+ / TPK+ / TPK+ HIGH TORQUE alpha Advanced Line

- Ratio 3-10000
- Max. backlash $\leq 1.3-4$ arcmin
- Max. torque 20-10450 Nm
- Further characteristics: ATEX, Food-grade lubrication, Corrosion resistant
- Output shape: Flanged hollow shaft, Flange, System output, Output on both sides
- System solutions: Linear system (rack / pinion)



XPK+ / RPK+ alpha Premium Line

- Ratio 12-5500
- Max. backlash $\leq 1.3-4$ arcmin
- Max. torque 40-10450 Nm
- Further characteristics: Flange with slotted holes, Food-grade lubrication
- Output shape: Smooth shaft, Shaft with key, Splined shaft (DIN 5480), Blind hollow shaft, Flange, System output
- System solutions: Linear system (rack / pinion)

Hypoid gearboxes from WITTENSTEIN alpha impress with:

- Premium quality and optimal reliability
- Smoother running
- Higher torque density
- Large range of ratios
- Various output configurations, also rearward
- Maximum performance in a very small space
- Long lifetime
- Lifelong lubrication

Low-backlash bevel and worm gearboxes

When low ratios are essential in combination with high nominal speeds and torques, our low-backlash bevel gearboxes are the perfect choice.

Together with our servo worm gearboxes, which provide maximum power density in a very small space, they form part of an extensive portfolio meeting the most diverse requirements.

CVH / CVS alpha Basic Line

- Ratio 7-40
- Max. backlash ≤ 15 arcmin
- Max. torque 68-301 Nm
- Further characteristics: Food-grade lubrication

- Output shape: Smooth shaft, Shaft with key, Hollow shaft interface, Keyed hollow shaft, Output on both sides

CPK / CPSK alpha Basic Line

- Ratio 3-100
- Max. backlash $\leq 13-15$ arcmin
- Max. torque 14-700 Nm
- Further characteristics: Food-grade lubrication
- Output shape: Smooth shaft, Shaft with key

NPK / NPLK / NPSK / NPTK / NPRK alpha Value Line

- Ratio 3-100
- Max. backlash ≤ 11 arcmin
- Max. torque 14-700 Nm
- Further characteristics: Flange with slotted holes, Food-grade lubrication
- Output shape: Smooth shaft, Shaft with key, Splined shaft (DIN 5480), Flange
- System solutions: Linear system (rack / pinion)

NVH / NVS alpha Value Line

- Ratio 4-400
- Max. backlash ≤ 6 arcmin
- Max. torque 74-365 Nm
- Further characteristics: Food-grade lubrication, Corrosion resistant
- Output shape: Smooth shaft, Shaft with key, Hollow shaft interface, Keyed hollow shaft, Output on both sides
- System solutions: Linear system (rack / pinion)



VH+ / VS+ / VT+ alpha Advanced Line

- Ratio 4-400
- Max. backlash $\leq 2-3$ arcmin
- Max. torque 74-1505 Nm
- Further characteristics: Food-grade lubrication, Corrosion resistant
- Output shape: Smooth shaft, Shaft with key, Splined shaft (DIN 5480), Hollow shaft interface, Keyed hollow shaft, Flanged hollow shaft, Output on both sides
- System solutions: Linear system (rack / pinion)



SC+ / SPC+ / TPC+ alpha Advanced Line

- Ratio 1-20
- Max. backlash $\leq 2-4$ arcmin
- Max. torque 12-2560 Nm
- Further characteristics: Food-grade lubrication
- Output shape: Smooth shaft, Shaft with key, Splined shaft (DIN 5480), Blind hollow shaft, Flange, System output
- System solutions: Linear system (rack / pinion)



XPC+ / RPC+ alpha Premium Line

- Ratio 4-55
- Max. backlash $\leq 1.3-4$ arcmin
- Max. torque 48-7535 Nm
- Further characteristics: Flange with slotted holes, Food-grade lubrication
- Output shape: Smooth shaft, Shaft with key, Splined shaft (DIN 5480), Blind hollow shaft, Flange, System output
- System solutions: Linear system (rack / pinion)

Bevel and worm gearboxes from WITTENSTEIN alpha impress with:

- Premium quality and optimal reliability
- Low ratios at high nominal speeds and torques
- High overload capacity
- Maximum power density in a very small space
- Various output configurations
- Applications in cyclic or continuous operation

Servo actuators

Our servo actuators are the perfect fusion of our low-backlash gearboxes and servo motors in a unit that is flexible in use.

Maximum power density coupled with functional design. A servo actuator with a low moment of inertia and an extremely rigid drive train provide for maximum precision and power – a decisive increase in productivity.



TPM+ DYNAMIC alpha Advanced Line

- Ratio 16-91
- Max. backlash \leq 1-3 arcmin
- Max. torque 30-1300 Nm
- Further characteristics: Food-grade lubrication, Corrosion resistant
- Output shape: Flange, System output
- System solutions: Linear system (rack / pinion)



TPM+ HIGH TORQUE alpha Advanced Line

- Ratio 22-220
- Max. backlash \leq 1 arcmin
- Max. torque 230-3100 Nm
- Further characteristics: Food-grade lubrication, Corrosion resistant
- Output shape: Flange, System output
- System solutions: Linear system (rack / pinion)



TPM+ POWER alpha Advanced Line

- Ratio 4-100
- Max. backlash \leq 1-3 arcmin
- Max. torque 15-1600 Nm
- Further characteristics: Food-grade lubrication, Corrosion resistant
- Output shape: Flange, System output
- System solutions: Linear system (rack / pinion)



premo® SP Line alpha Advanced Line

- Ratio 16-100
- Max. backlash \leq 3-5 arcmin
- Max. torque 32-315 Nm
- Further characteristics: Food-grade lubrication
- Output shape: Smooth shaft, Shaft with key, Splined shaft (DIN 5480)
- System solutions: Linear system (rack / pinion)



premo® TP Line alpha Advanced Line

- Ratio 16-100
- Max. backlash \leq 1-3 arcmin
- Max. torque 35-380 Nm
- Further characteristics: Food-grade lubrication
- Output shape: Flange, System output
- System solutions: Linear system (rack / pinion)



premo® XP Line alpha Premium Line

- Ratio 16-100
- Max. backlash \leq 2-4 arcmin
- Max. torque 35-450 Nm
- Further characteristics: Flange with slotted holes, Food-grade lubrication
- Output shape: Smooth shaft, Shaft with key, Splined shaft (DIN 5480), System output
- System solutions: Linear system (rack / pinion)

Servo actuators from WITTENSTEIN alpha impress with:

- Perfect combination of a gearbox and a servo motor
- Flexible in use
- Maximum power density
- Functional design
- Low moment of inertia
- High rigidity
- Maximum precision and power

System solutions

The full array of linear systems

Our unique knowledge extends from the coupling of gearboxes, motors, pinions and racks to outstanding system solutions.

In addition to the standard planetary gearboxes, the respective servo worm and servo right-angle gearboxes are also available for our linear systems. The integrated TPM+, RPM+ and premo servo actuators round off the portfolio.

Our preferred linear systems are always comprised of the perfect combination of gearbox, pinion, rack and lubrication system.

The systems are optimized with focus on the degree

of utilization of the individual components, feed force, feed speed and rigidity.

Benefit from maximum performance across the board:

- Maximum precision
- Highest dynamics
- Optimum rigidity
- Maximum lifetime



Value Linear System – NPR

Adapted to linear applications in the Value Segment with comparatively low requirements in terms of smooth running, positioning accuracy and feed force



Advanced Linear System – SP+

- Adapted to applications with average to high demands in terms of smooth running, positioning accuracy and feed force
- Available with innovative rack assembly INIRA®



Advanced Linear System – TP+

- Adapted to applications with average to high demands in terms of smooth running, positioning accuracy and feed force
- Available with innovative rack assembly INIRA®



Premium Linear System – XP+

- Adapted specifically to applications with extremely high demands in terms of smooth running, positioning accuracy and feed force
- Available with innovative rack assembly INIRA®



Premium Linear System – RP+

- Adapted specifically to applications with extremely high demands in terms of smooth running, positioning accuracy and feed force
- Available with innovative rack assembly INIRA®

INIRA®: The revolution in rack assembly
 Find out everything about INIRA® at:
www.wittenstein-alpha.com/INIRA


System solutions from WITTENSTEIN alpha impress with:

- Precision alignment of components
- Maximum efficiency and power density
- Exceptional linear system rigidity for even greater dynamics and precision
- Simple assembly and perfect integration in the drive train
- Available in different sizes, power categories and segments

Application-specific solutions

The right solution for all requirements

Varying customer requirements create major challenges for Delta robots and require continuous further development of the drives. For more than ten years, WITTENSTEIN has been developing and manufacturing gearbox and servo actuator solutions for Delta robots that are just as individual as the applications of our customers. With unique engineering experience, recognized methodological competencies and software expertise as well as a high-performance product portfolio, we offer our customers the security of a technically and economically refined drive design for highly dynamic, multidimensional movement profiles.




Hygienically safe drive

Our products with Hygienic Design are specially developed for challenging food processing applications, made of highly resistant stainless steel and ideal for cleaning with aggressive cleaning agents and disinfectants.

Direct process integration allows new freedom in design and an open machine concept without encasings.

The HDP+ is our planetary gearbox with an output flange in Hygienic Design.



For more information, see:
www.wittenstein.de/en-en/hygienic-design

- Application-specific solutions from WITTENSTEIN alpha impress with:**
- Minimal backlash and extreme torsional rigidity ensure maximum positioning accuracy
 - Extremely reliable gearboxes prevent cost-intensive machine breakdowns
 - Consistently high performance
 - New freedom in design through direct process integration of Hygienic Design products

For more information, see:
www.wittenstein.de/en-en/delta-robot

Accessories


In addition to gearboxes, servo actuators, and linear systems, we offer our customers an extensive portfolio of matching accessories. In perfect match with the gearbox, they meet the expectations of customers.

Shrink discs

Shrink discs are frictional hub-shaft connections. Together with our hollow shaft or blind hollow shaft gearboxes for direct mounting to load shafts, machine designs with a minimal installation space can be realized.

The benefits:

- Simple assembly and disassembly
- Corrosion-resistant stainless steel version
- Maximum safety during the transmission of the emergency stop torques

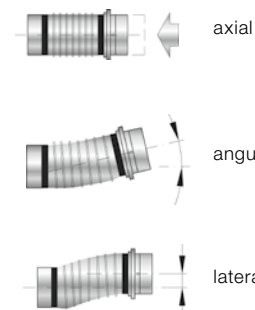


Couplings

Our innovative couplings, which are used in various drive technology sectors, ensure efficiency and process reliability in the applications.

The couplings have the following properties:

- Completely backlash-free torque transmission
- Maintenance free
- Durable
- Compensation of shaft misalignments (axial, angular, lateral)



Metal bellows couplings



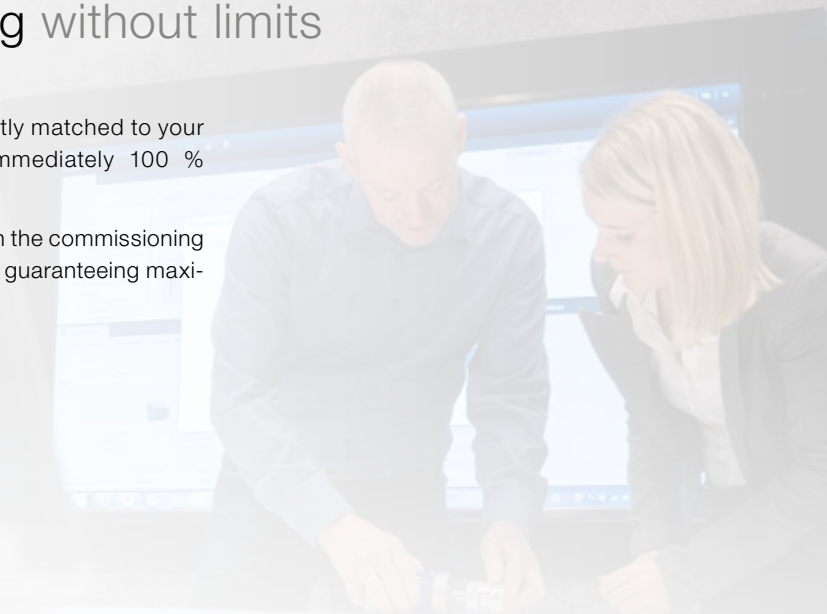
Elastomer couplings

Torque limiters

Individual training without limits

All delivered products are perfectly matched to your application environment and immediately 100 % operational.

Our service experts support you in the commissioning of complex mechatronic systems, guaranteeing maximum availability of your plant.



Product training

Greater knowledge enables greater achievement. We will be pleased to share our expert knowledge with you: Profit from our many years of experience and learn more about the product portfolio of WITTENSTEIN alpha.

Installation training

We offer you individual training courses on-site for your system application of selected linear axes as well as professional installation.

Sizing training

Become a design expert! We will provide you with training courses on our design software, adapted to your requirements. Whether for beginners or experts, for occasional or regular users – we adapt our training course to your wishes and requirements.

Service training

Participation in a service training course is a prerequisite for sourcing spare parts at the parts list level. We offer you training courses at our premises or on-site at your plant. Moreover, we regularly host maintenance workshops at which the participants are instructed in safe handling during mounting of the motor to the gearbox as well as the independent replacement of wearing parts and gearbox assemblies.

Global presence. Personal consultation.


No matter where you need us:

A comprehensive sales and service network provides quick availability and competent support worldwide.

24 h service hotline: +49 7931 493-12900

cynapse® – It's new. It's connective. The smart gearbox.

Mechatronic drive systems that can independently acquire and communicate information are an essential precondition for IIoT. WITTENSTEIN alpha is the first component manufacturer to offer smart gearboxes as standard – gearboxes with cynapse®. They have an integrated sensor module which enables industry 4.0 connectivity.



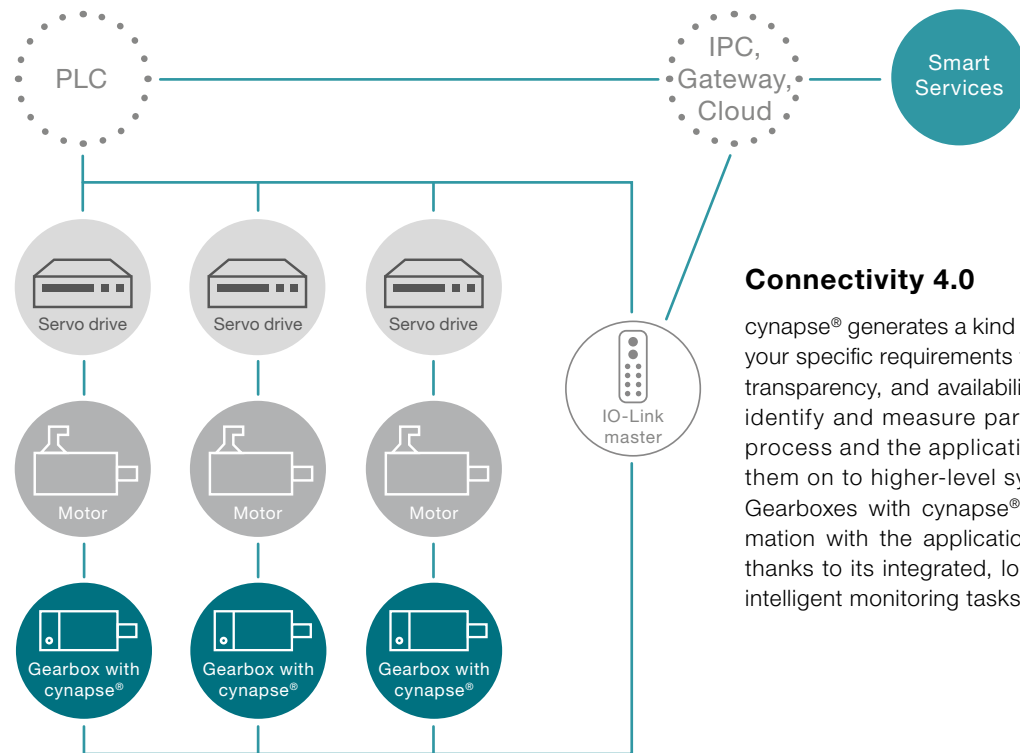
cynapse®
play IIoT

cynapse® – how it works

cynapse® ensures the gearbox can be easily integrated into the digital world in future. The cynapse® feature is integrated in the existing installation space for this, and is connected via an IO-Link interface. As a result, measured data such as temperature, vibration, operating time, acceleration and product-specific information can be accessed.

cynapse® wins customers over with:

- Sensor module integrated into the installation space
- Simple connection by IO-Link interface
- Gearbox threshold monitoring
- Quick product identification thanks to digital name plate



Connectivity 4.0

cynapse® generates a kind of electronic “fingerprint” of your specific requirements for performance, efficiency, transparency, and availability. The smart gearbox can identify and measure parameters directly from the process and the application environment and pass them on to higher-level systems.

Gearboxes with cynapse® can also exchange information with the applications on IIoT platforms and, thanks to its integrated, logic functions, can perform intelligent monitoring tasks independently.

Smart Services – the perfect complement

Your benefits at a glance

- Determination and monitoring of critical threshold values
- Early identification of problematic statuses
- Easy & simple integration
- Avoidance of machine downtimes
- Transparency for drive axes
- Customized services



cynapse® Monitor as control terminal

The cynapse® Monitor service visualizes the data collected with cynapse® in the form of a control terminal. In addition to the live sensor data, histograms and histories saved on the sensor, and events are also displayed. The cynapse® monitor therefore provides an overview about the operating behavior of the drive axes and saves you the development of stand-alone visualization solutions.



Data Gateway as data interface

The Data Gateway service is the core service for integrating and processing cynapse® data (process values, parameter and data logger information) for use in condition monitoring. The collected sensor data is made available by the data gateway in a structured data format, which can be continuously integrated into several target systems (databases, cloud systems, etc.) simultaneously and in parallel. This significantly reduces the amount of integration work for your machine infrastructure.



cynapse® Teach-In to determine threshold values

The cynapse® Teach-In service helps you parameterize cynapse® for your individual machine process by automatically determining threshold values. Process-specific threshold values allow unusual events to be detected and made visible.




Anomaly-Check

With the Anomaly-Check service, nonconformity in the process or the component behavior can be detected at an early stage in order to prevent cost-intensive machine downtimes. By monitoring multiple sensors simultaneously and using machine learning methods, a wide variety of applications can be learned and monitored for anomalies.

Support at each interaction stage

With the WITTENSTEIN alpha service concept, we are also setting new standards in the field of customer support.

DESIGN



We offer the right sizing methodology for every requirement. Whether easy downloading of CAD data, quick and easy calculation, or precise sizing of the drive train.

Consultation

- Personal contact on site
- Competent application calculations and drive sizing


Engineering

Catalog gearboxes:


- Advanced software tools for accurate calculation, simulation, and analysis of the drive train
- Optimization of your productivity

Special gearboxes:


- Development and production of customized gearboxes
- Gearing design and development
- Inquiries: sondergetriebe@wittenstein.de



CAD POINT
YOUR SMART CATALOG



cymex[®] select
BEST SOLUTION WITHIN SECONDS



cymex[®] 5
CALCULATE ON THE BEST

INSTALLATION



Our service experts are happy to support you in the installation and startup of complex mechatronic systems, guaranteeing maximum availability of your plant.

speedline[®] delivery

Tel. +49 7931 493-10444

- Delivery of standard product range in 24 or 48 hours ex works*
- Fast deliveries at short notice

Installation on site

- Professional installation
- Optimal application integration
- Introduction to the operation of the drive


Operating and installation instructions

- Detail description of how to use the product
- Installation and motor mounting videos

Pick-up & return service


- Minimization of downtimes
- Professional logistics organization
- Reduction of transport risks

* Non-binding delivery time depending on part availability



WITTENSTEIN Service Portal
One gate. All support.

MAINTENANCE



WITTENSTEIN alpha guarantees fast repairs of the highest quality and precision. In addition, we will provide you with information about various measurements, material analyses, and condition monitoring inspections.

24 h service hotline

Tel. +49 7931 493-12900

Maintenance and inspection


- Documentation regarding condition and expected service life
- Customer-specific maintenance schedules

Repairs

- Repair to nominal condition
- Immediate response in time-critical situations

cymex[®] statistics

- Systematic field data acquisition
- Reliability calculations (MTBF)



WITTENSTEIN Service Portal
One gate. All support.

WITTENSTEIN Service Portal

- Fast Processing of Replacement Products
- The Right Contact for Queries
- Tailor-Made Maintenance Services

Modernization

- Professional retrofitting
- Reliable compatibility testing of existing solutions



alpha

WITTENSTEIN alpha GmbH
Walter-Wittenstein-Straße 1
97999 Igersheim
Germany

Tel. +49 7931 493-0
24h-Service-Hotline: Tel. +49 7931 493-12900
speedline®: Tel. +49 7931 493-10444
info@wittenstein-alpha.com

Subject to technical changes. Company & Portfolio 2022

WITTENSTEIN alpha – Intelligent drive system

www.wittenstein-alpha.com

The entire world of drive technology – Catalogs available on request or online at www.wittenstein-alpha.com/catalogs



alpha Premium Line. Unique, individual solutions that offer unparalleled power density.



alpha Advanced Line. Maximum power density and outstanding positioning accuracy for complex applications.



alpha Basic Line & alpha Value Line. Reliable, flexible and economical solutions for a wide range of applications.



alpha Linear Systems. Precise, dynamic system solutions for every requirement.



alpha Mechatronic Systems. Energy-efficient, versatile and flexible mechatronic drive systems.



alpha Accessories. Optimally designed and adapted for gearboxes and actuators.